

In the word find are the Maori words for members of the family.

The English words are:

Mother

Father

Grandmother

Grandfather

Uncle

Auntie

Son

Daughter

Younger sibling

Older sibling (same gender)

Grandson


See if you can find them and match them to the English words.

The words maybe on many angles. Even backwards.

*Hint:*

*You could black out all the letters that are not in the Maori alphabet.*

**WHANAU**

R	P	X	L	D	Y	B	N	H	C	F	R
A	R	A	P	A	P	O	W	P	H	O	B
Q	V	Y	V	R	O	U	A	U	M	A	H
Y	E	N	I	H	I	R	T	O	R	O	K
U	P	A	N	I	E	T	M	A	M	A	L
X	T	L	A	N	U	P	O	K	O	M	W
Q	S	A	E	A	H	W	Y	B	Z	V	Q
K	O	W	H	A	E	A	G	U	G	C	O
G	L	O	J	O	A	U	T	A	M	X	G
K	U	I	A	M	A	T	U	P	Y	M	Y
V	P	S	Z	U	O	C	E	I	O	G	T
Z	Z	C	L	F	O	J	U	O	U	W	J

MUSIC: Here is a song about the story. (You may have to research a few of the words.)

Koru Koru Tenei Ra  
Today you're young and growing  
Your curl unfurls  
You're fresh and strong  
New life is what you're showing  
Kakariki, brilliant green  
Parauri hair there too  
In each small curl you hide inside  
A mini-me of you.

CHORUS

Koru Koru Tenei Ra, Koru Koru Tenei Ra  
Koru Koru Tenei Ra, New life is what you're showing  
Koru Koru Tenei Ra, Koru Koru Tenei Ra  
Koru Koru Tohu Ki Aotearoa

When matariki dawns this year  
Te kau ma toru Marama  
Kia kaha you will stand,  
A frond amongst the others  
You will be spreading, silver, green  
No more a koru small  
You'll stand against the wind and rain  
You'll make this ponga tall

CHORUS

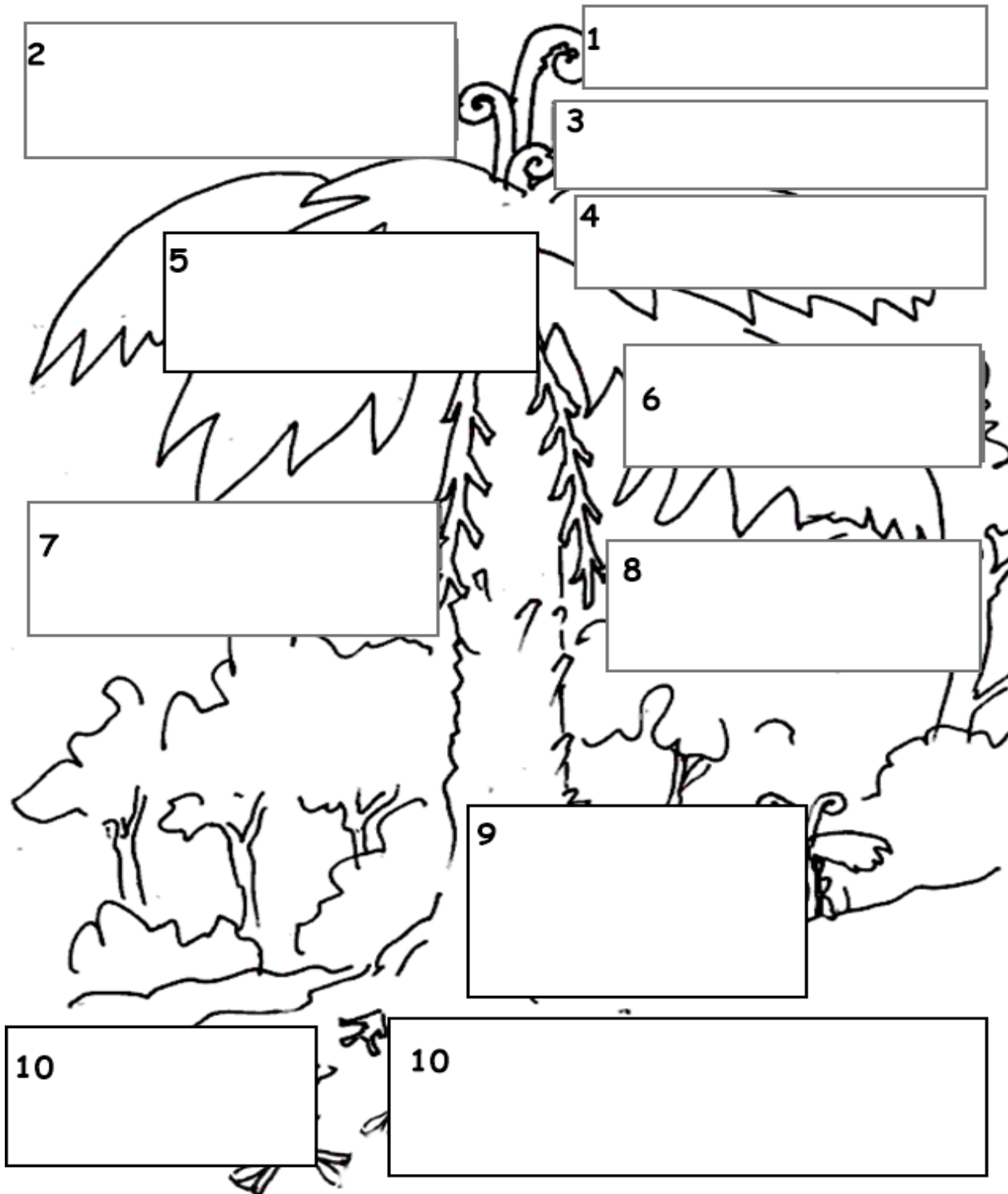
You'll shelter older withered fronds  
Attached but hanging low  
They've done their time, their kaha gone  
And very soon they'll go.  
They'll fall and join the mother earth  
And soon they will decay  
Tangi wai mo tupuna  
Just memories will stay.

CHORUS



Make your own version of this family tree, with names in the boxes.  
Add more boxes if needed.

1-3 = You and your siblings, 4 & 5 = parents, 6 = uncles, aunts, 7 & 8 = Grandparents,  
9 = Great Grandparents, 10 = Great-Great Grandparents and their ancestors.



## Poupou on paper.

Take a sheet of paper and fold it in half vertically.


Draw a frame and write your name.

Use a pencil to plan half of a bilaterally symmetrical face in the style of Maori carving.

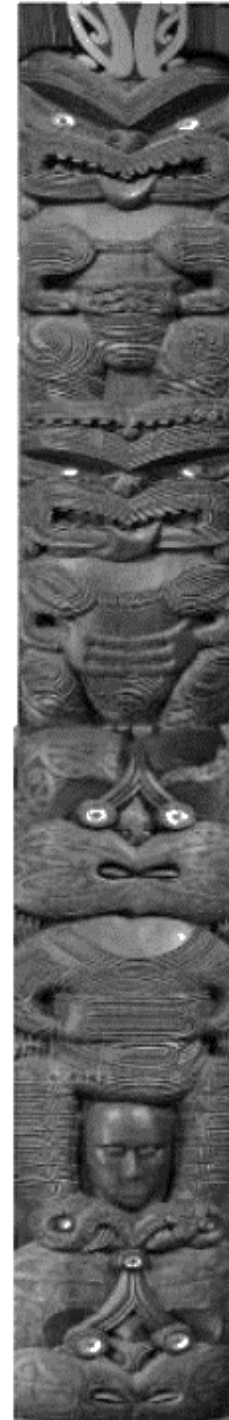
Go over with a dark crayon.

Fold and iron to get a reflected image.

Colour with reds, browns and black, adding some patterns like these.



Blend crayons to make paua shell like eyes.



When finished a class could display these in a column to make a poupou.

Wheku, meaning 'carved face', depicts the face of an ancestor.  
Pou Pou are the upright slabs that form the solid framework of the walls of a whare (house).

